

BIG EASY

COLUMBIA
Asset Management *blue services*





Introduction

Exterior Highlights
Relaxation Area

Water toys

Interior Highlights
Salon & Dining
Cabin & Bathrooms
Wheelhouse
Engine Room
Culinary Craft

Specifications & Plans





INTRODUCTION

BIG EASY was delivered in 2002 by the renowned Dutch shipyard Royal Hakvoort in Monnickendam. Founded in 1919, the family-owned yard has earned a reputation for crafting high-quality, custom superyachts with timeless lines and robust engineering.

Measuring 44.6 metres, Big Easy combines classic Northern European craftsmanship with elegant proportions and a warm, inviting interior. Her exterior was designed by Diana Yacht Design, while the interior bears the signature of acclaimed studio Winch Design.

Following major refits in 2015 and again in 2021/22, she now features updated systems, refreshed styling, and modern amenities – offering comfort, reliability, and understated luxury for extended cruising worldwide.



EXTERIOR HIGHLIGHTS







From every angle, **Big Easy** showcases timeless design and thoughtful use of space. Expansive decks invite you to relax, take in the views, or simply enjoy the gentle rhythm of the sea – all in complete comfort and privacy.



BIG EASY - classic, clean, confident.
Seen from astern, she exudes confidence and timeless style. From serene ocean cruising to intimate dinners on deck, Big Easy offers space to unwind, connect, and enjoy life at sea in its purest form.









BIG EASY offers the perfect balance pure relaxation between and adventure From quiet mornings at anchor to days filled with water toys and sun-soaked decks — every moment on board is yours to enjoy, at your own pace.



Calm. Space. Freedom.

Out here, it's just you, the horizon, and the sound of the sea.
Big Easy creates space – to breathe, to disconnect, to feel free.



RELAXATION AREA






UNWIND. LAUGH. REPEAT.

Whether it's quiet bubbles at sunset or shared stories under the stars – Big Easy is made for moments that matter.



On board **Big Easy** days unfold between sun-drenched lounges, refreshing dips, and good company. Everything is set for pure relaxation, just the way you like it.







She opens up a world of possibilities on the water. With a full range of toys including jet skis, Seabobs, paddleboards, dive equipment, and a floating sea pool, she's made for those who love to explore. Whether you're carving through the waves, drifting over reefs, or heading out by tender to hidden beaches – adventure is always just a step away.





SILENT DISCOVERY

Glide beneath the surface and explore the underwater world with ease. The Seabob lets you dive deeper, move freely, and see the ocean from a whole new perspective.







SEA LOUNGE

Float, relax, and take it all in. From the water, there's no better view of your favorite people – and no place you'd rather be.



JET SKIS

Experience the thrill of the ocean on high-performance jet skis. Whether exploring the coastline or picking up speed in open water, it's freedom, fun, and pure adrenaline.





Hop on a speed boat or jet ski and set out to explore hidden coves, quiet beaches, and stunning coastlines.

Adventure is just minutes away.





INTERIOR HIGHLIGHTS



SALON & DINING

The salon and dining areas offer a warm, inviting atmosphere – ideal for relaxed mornings, elegant evenings, and everything in between. With panoramic views, curated design and seamless service, every moment on board feels effortless and refined.





Whether enjoying a laid-back lunch in the sun or a candlelit dinner inside – every meal on board is tailored to your taste, mood, and setting.





CASUAL COMFORT

Soft tones, natural light and timeless design create the perfect space to relax, read or enjoy a quiet coffee with a view.



Whether it's conversation, cocktails or a movie night – the salon offers space to gather, unwind and feel at home.

CABIN AND BATHROOMS

The owner's suite offers a space of calm and privacy, featuring a spacious king-size bed, elegant lounge area, and generous en-suite bathroom. Thoughtfully designed with warm materials and subtle lighting, it's a place to unwind, recharge, and wake up with a view.





GUEST COMFORT

Each guest cabin is designed to feel like a private sanctuary – with soft tones, refined details, and en-suite bathrooms. Whether twin or double, every space combines comfort, functionality, and a welcoming atmosphere for restful nights at sea.





Beyond the main suites, additional sleeping options offer flexibility for families, friends or extra guests – without ever compromising on comfort or privacy.





ENDLESS CORNERS


From sun-drenched decks to quiet lounges and shaded nooks — there's always a perfect place to read, rest, or simply watch the world go by.



OPEN SPACES

Multiple outdoor areas invite you to relax, socialize or soak up the sun – whether on the foredeck, by the jacuzzi, or in a quiet corner with a sea breeze.





WHEELHOUSE

From the wheelhouse, every journey begins – with clear lines of sight, precise control, and the quiet confidence of a well-built yacht.



The wheelhouse is the heart of navigation – where precision, control, and seamless communication come together to guide every journey with confidence.





ENGINE ROOM

Hidden below deck, the engine room is where performance meets precision. Meticulously maintained and built for reliability, it ensures smooth cruising, quiet power, and total confidence – no matter how far the journey goes.



CULINARY CRAFT

Behind every perfect meal is a galley designed for excellence. Fully equipped and efficiently laid out, it's where the crew transforms fresh ingredients into unforgettable culinary moments – day after day, course by course.





SPECIFICATIONS & PLANS



SPECIFICATIONS: BIG EASY

ACCOMMODATION

GUESTS	12 (cruising & sleeping)
STATEROOMS	6
CABIN CONFIGURATION	Double (5) Twin (1) Convertible (1)
CREW	9

DIMENSION & VOLUME

LENGTH	44.58m (164'3)
BEAM	8.76m (28'9)
DRAFT	2.79m (9'2)
GOSS TONNAGE	491GT

FEATURES

STABILIZERS	At Anchor & Underway
GUEST AMENITIES	Gym, Hot Tub, WiFi, AirConditioning

CONSTRUCTION & DESIGN

BUILT/REFIT	2002/2022
BUILDER	Royal Hakvoort Shipyard
HULL MATERIAL	Steel
MODEL	Tri – Deck
EXTERIOR DESIGNER	Diana Yacht Design
INTERIOR DESIGNER	Winch Design

PERFORMANCE & ENGINES

CRUISING SPEED	12 Knots
MAX SPEED	14 Knots
CRUISE RANGE	5,000 nm
ENGINES	2x Caterpillar (970hp)
GENERATORS	2x Northern Lights (115kW)

CLASSIFICATION

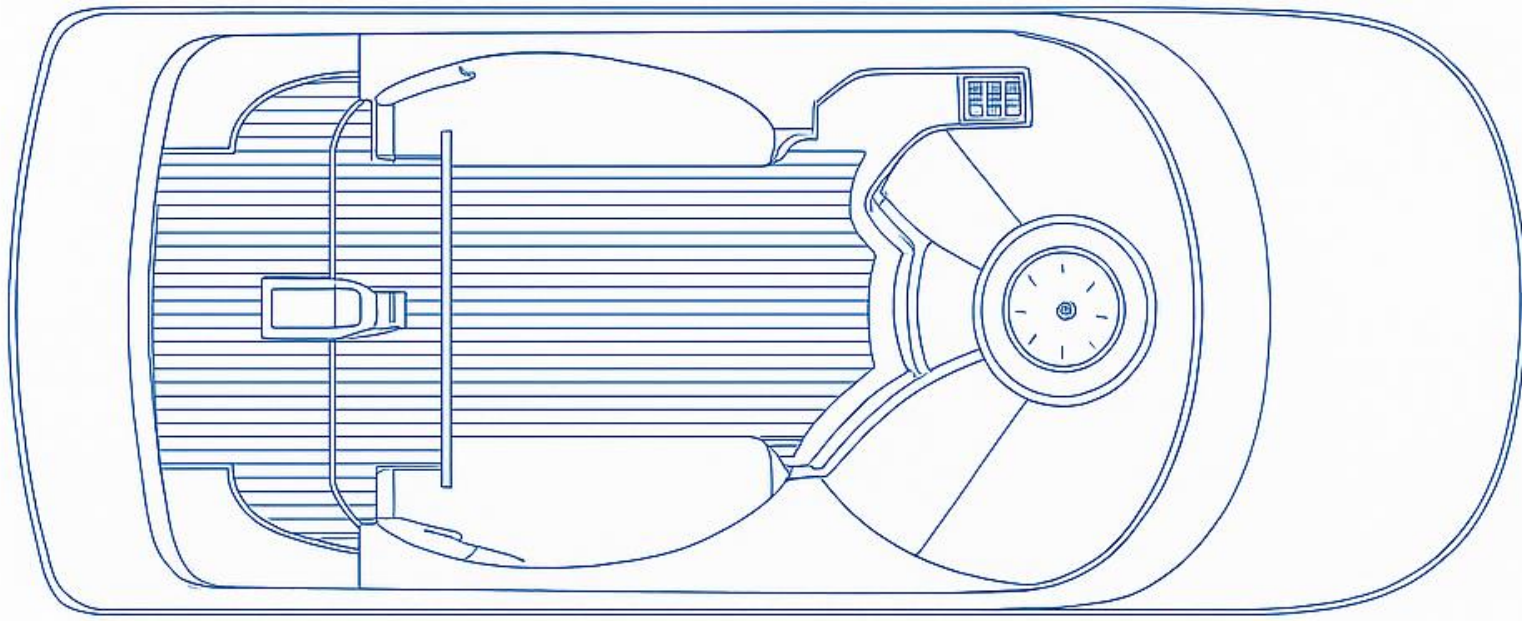
CLASSIFICATION	Lloyd's Register (LR)
----------------	-----------------------

BIG EASY

Hankvoort Motor Yacht

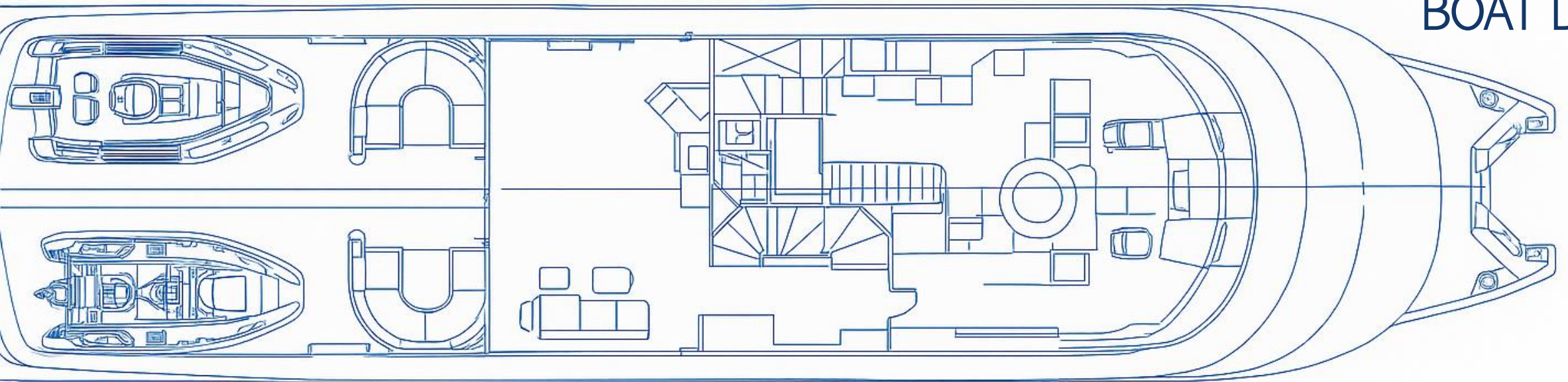


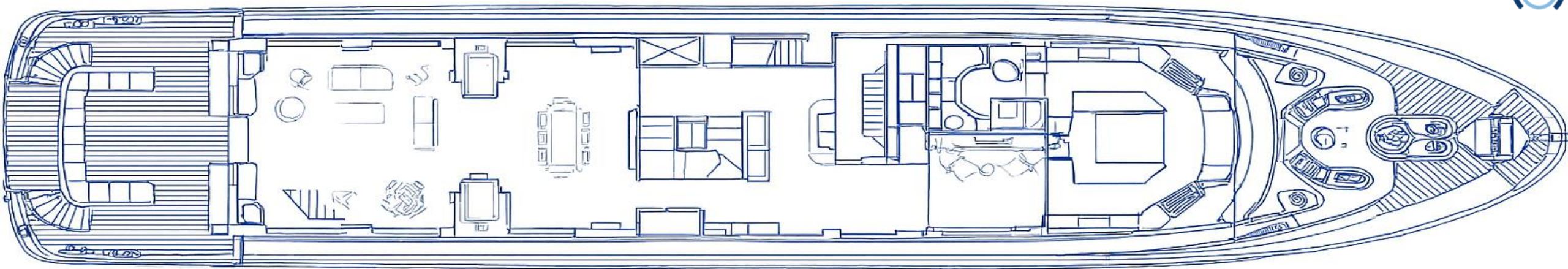
OUTBOARD PROFILE



SUN DECK

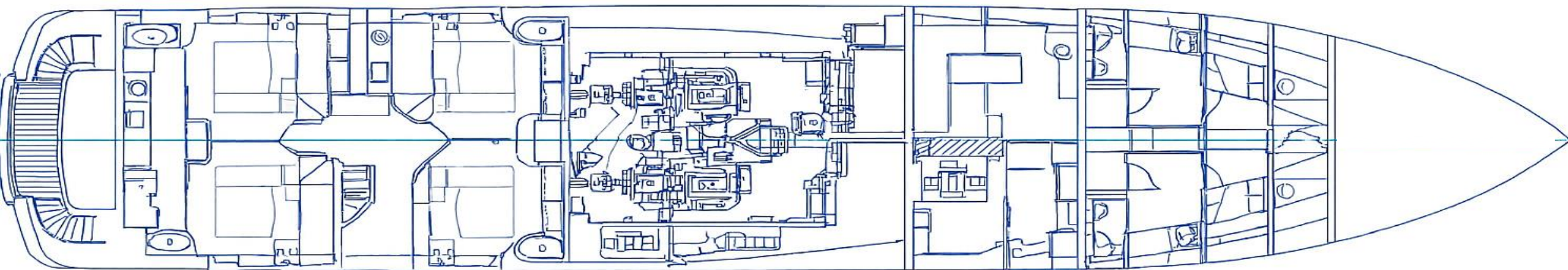
BOAT DECK





MAIN DECK

CABIN DECK



BIG EASY

COLUMBIA blue Services Limited
Columbia House
21 Spyrou Kyprianou
Germasogeia 4042
Limassol, Cyprus

Nils Janßen
T +49(Q)172 5852302

nj@columbia.blue